





Click on the “Chrome” icon . Navigate to Google. You can ignore the Chrome account setup – just click on a new tab and enter “Gmail” or “Google”
If you do not see this icon you can type “Gmail” into your search bar.

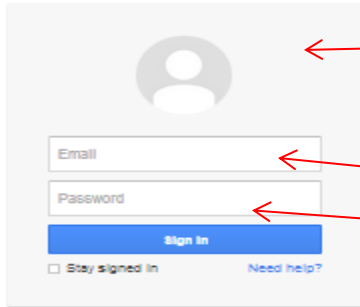
+You Gmail Images 

In the upper right corner of the Google Page click on the shortcut “Gmail” 

Google

One account. All of Google.

Sign in to continue to Gmail



The image shows a Google sign-in form. At the top is a grey circle with a white person icon. Below it are two input fields: "Email" and "Password". A blue "Sign in" button is positioned below the password field. At the bottom left of the form is a checkbox labeled "Stay signed in" and a link "Need help?". Below the form is a link "Create an account".

Either one of the above steps will open a log in screen 

Use your NPS credentials to log in:

yourusername@norwalkps.org

enter your NPS password (NPS password) 


[Create an account](#)

One Google Account for everything Google



Your NPS Google account should now be visible. If you are unable to log in please visit the NPS Technology Support site to enter a support ticket.