
















Chromebooks – Did you know...

- Touchpad / click button – the touchpad on the Chromebook functions like a mouse
Pressing down anywhere on the pad functions like the LEFT button of a mouse.
Pressing down anywhere with TWO fingers functions like the right button of a mouse
-  This is the “**Reload**” or “**Refresh**” button (find it on the top row of keys) – it will reload the current page
-  This is the “**Settings**” or Chrome control icon – you will find this on the right side of the browser bar
- Help! My Chromebook has a “**Sideways Screen**”!
Hold the CTRL and SHIFT together and tap the Refresh  button a few times
- **Where is CAPS LOCK???**
Press ALT + SEARCH button 
- Want to **DELETE** and not use Backspace???
Press ALT + Backspace to Delete
- Want to **SCROLL quickly** up and down??
ALT + Up/Down arrow
- Here is a cheat sheet for Chromebook Icons:

Icon	Function	Description
	Previous	Go to the previous page.
	Next	Go to the next page.
	Reload	Reload the current page.
	Full-screen	Open the page in full-screen mode.
	Next window	Switch to the next window.
	Brightness down	Decreases the screen brightness.
	Brightness up	Increases the screen brightness.
	Mute	Turns off audio output.
	Volume down	Decreases the volume.
	Volume up	Increases the volume.
	Search	Search from the Apps panel.